



CITYSPACE

20MM EXTERNAL LEVATO MONO PAVER

1

COLOUR

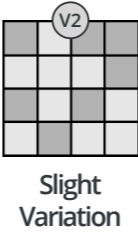
1

FINISH

2

SIZES

- Cityspace is a modern stone-effect range with subtle stone striations and a gently riven surface.
- Riven surface.
- Available in a 10mm thickness for indoor coordination.



Please Note: Tones in these images are indicative. Real samples can be requested for free.

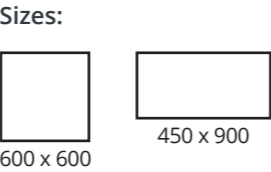
TECHNICAL INFORMATION

	FORMAT SIZE	FINISH	THICKNESS	SLIP RESISTANCE
1	600 x 600	Riven	20mm	R11 (A, B & C)
2	450 x 900	Riven	20mm	R11 (A, B & C)

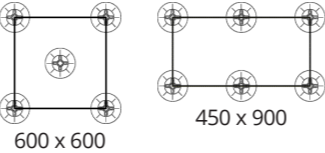
Please Note: All sizes are nominal. If required, please contact us for exact working sizes.
All porcelain tiles have rectified edges.

BREAKING STRENGTH	ISO 10545 - 4	>10.000N		
POINT LOAD	EN 12825	CENTRE SIDE CENTRE DIAGONAL	600x600 >7,00kN >5,00kN >8,00kN	450x900 >5,00kN >4,00kN >7,00kN
RESISTANCE TO ABRASION	ISO 10545 - 6	<145mm³		

Please Note: For voids in excess of 100mm, Surface 360 recommends using our Impact Control Membrane (ICM). To be applied to the underside of paving, in all affected areas.



For a Raised Installation:
Required pedestal positions based on size.



CITYSPACE

10MM INTERNAL LEVATO PORCELAIN TILE

1

COLOUR

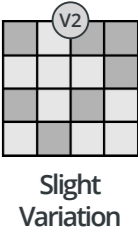
1

FINISH

3

SIZES

- Cityspace is a modern stone-effect tile range with subtle hues and gentle stone striations.
- Natural surface.
- Available in a 20mm thickness for outdoor coordination.



Please Note: Tones in these images are indicative. Real samples can be requested for free.

TECHNICAL INFORMATION

	FORMAT SIZE	FINISH	THICKNESS	SLIP RESISTANCE
1	300 x 600	Natural	10mm	R10 (B)
2	600 x 600	Natural	10mm	R10 (B)
3	600 x 1200	Natural	10mm	R10 (B)

Please Note: All sizes are nominal. If required, please contact us for exact working sizes.
All porcelain tiles have rectified edges.

