

**SURFACE 360**


**CITYSPACE**  
20MM EXTERNAL LEVATO MONO PAVER

**2** COLOURS

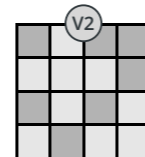

**1** FINISH

**2** SIZES

- Cityspace is a modern stone-effect range with subtle stone striations and a gently riven surface.
- Riven surface.
- Available in a 10mm thickness for indoor coordination.



COLOURS ▾



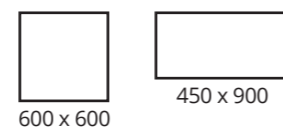
Slight Variation

Please Note: Tones in these images are indicative. Real samples can be requested for free.

**TECHNICAL INFORMATION**

	FORMAT SIZE	FINISH	THICKNESS	SLIP RESISTANCE
1	600 x 600	Riven	20mm	R11 (A, B & C)
2	450 x 900	Riven	20mm	R11 (A, B & C)

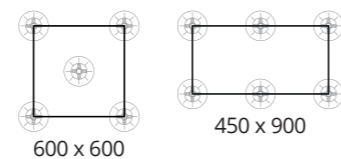
Sizes:



Please Note: All sizes are nominal. If required, please contact us for exact working sizes. All porcelain tiles have rectified edges.

BREAKING STRENGTH	ISO 10545 - 4	>10.000N	
POINT LOAD	EN 12825	CENTRE	600x600 >7,00kN
		SIDE CENTRE	450x900 >5,00kN
		DIAGONAL	>4,00kN >7,00kN
RESISTANCE TO ABRASION	ISO 10545 - 6	<145mm <sup>3</sup>	

For a Raised Installation:  
Required pedestal positions based on size.



Please Note: For voids in excess of 100mm, Surface 360 recommends using our Impact Control Membrane (ICM). To be applied to the underside of paving, in all affected areas.

**SURFACE 360**


**CITYSPACE**  
10MM INTERNAL LEVATO PORCELAIN TILE

**2** COLOURS

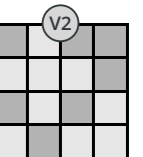

**1** FINISH

**1** SIZES

- Cityspace is a modern stone-effect tile range with subtle hues and gentle stone striations.
- Natural surface.
- Available in a 20mm thickness for outdoor coordination.



COLOURS ▾



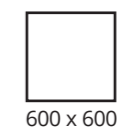
Slight Variation

Please Note: Tones in these images are indicative. Real samples can be requested for free.

**TECHNICAL INFORMATION**

	FORMAT SIZE	FINISH	THICKNESS	SLIP RESISTANCE
1	600 x 600	Natural	10mm	R10 (A)

Sizes:



Please Note: All sizes are nominal. If required, please contact us for exact working sizes. All porcelain tiles have rectified edges.