

# SURFACE 360

## NOBLE 20MM EXTERNAL LEVATO MONO PAVER

**1**  
COLOURS

**1**  
FINISH

**1**  
SIZES

- Noble is a sophisticated and smart paving tile with a modern marble effect.
- Textured surface.
- Available in a 10mm thickness for indoor coordination.



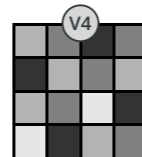
Noble 01

COLOURS ▾



01

Please Note: Tones in these images are indicative. Real samples can be requested for free.



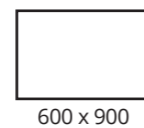
Substantial Variation

### TECHNICAL INFORMATION

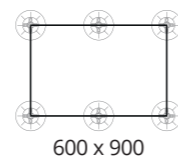
	FORMAT SIZE	FINISH	THICKNESS	SLIP RESISTANCE
1	600 x 900	Textured	20mm	R11 (C)

Please Note: All sizes are nominal. If required, please contact us for exact working sizes. All porcelain tiles have rectified edges.

Sizes:



For a Raised Installation:  
Required pedestal positions based on size.



BREAKING STRENGTH	ISO 10545 - 4	>13.000N
RESISTANCE TO ABRASION	ISO 10545 - 6	<150mm <sup>3</sup>

Please Note: For voids in excess of 100mm, Surface 360 recommends using our Impact Control Membrane (ICM). To be applied to the underside of paving, in all affected areas.

# SURFACE 360

## NOBLE 10MM INTERNAL LEVATO PORCELAIN TILE

**1**  
COLOURS


**2**  
FINISH

**4**  
SIZES

- Noble is a sophisticated and smart paving tile with a modern marble effect.
- Textured and gloss surface finishes available.
- Available in a 20mm thickness for outdoor coordination.




Noble 01

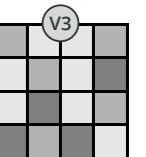


Noble 01

COLOURS ▾



Please Note: Tones in these images are indicative. Real samples can be requested for free.



Moderate Variation

### TECHNICAL INFORMATION

	FORMAT SIZE	FINISH	THICKNESS	SLIP RESISTANCE
1	600 x 600	Textured	10mm	R10
	600 x 600	Gloss	10mm	NA
2	600 x 1200	Textured	10mm	R10
	600 x 1200	Gloss	10mm	NA
3	1200 x 1200	Textured	10mm	R10
	1200 x 1200	Gloss	10mm	NA

Please Note: All sizes are nominal. If required, please contact us for exact working sizes. All porcelain tiles have rectified edges.

Sizes:

