

# SURFACE 360

# RAFT

## 20MM EXTERNAL LEVATO MONO PAVER

**3**  
COLOURS

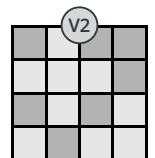


**1**  
FINISH

**1**  
SIZES

- Raft is a range taking inspiration from weathered timber planks, finished to a superior quality.
- Grained surface.



COLOURS ▾



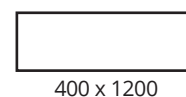
Slight Variation

Please Note: Tones in these images are indicative. Real samples can be requested for free.

## TECHNICAL INFORMATION

	FORMAT SIZE	FINISH	THICKNESS	SLIP RESISTANCE
1	400 x 1200	Grained	20mm	R11 (C)

Sizes:

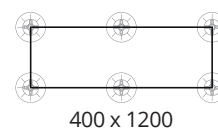


Please Note: All sizes are nominal. If required, please contact us for exact working sizes. All porcelain tiles have rectified edges.

BREAKING STRENGTH	ISO 10545 - 4	>13.000N	
POINT LOAD	EN 12825	CENTRE	400x1200 >11,28kN
		SIDE CENTRE	>9,83kN
		DIAGONAL	>13,65kN
RESISTANCE TO ABRASION	ISO 10545 - 6	<150mm <sup>3</sup>	

For a Raised Installation:

Required pedestal positions based on size.



Please Note: For voids in excess of 100mm, Surface 360 recommends using our Impact Control Membrane (ICM). To be applied to the underside of paving, in all affected areas.